



How to use the Sora app

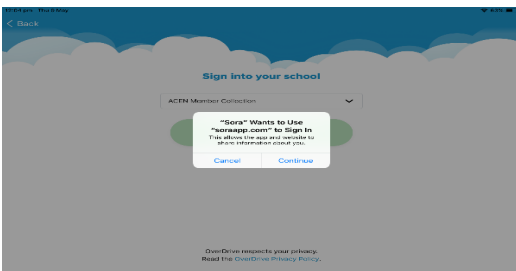
Download the app from your phone or tablet store. It looks like this.




After you open the app, you need to select a school. Click on the green button 'Find my school' and then select the blue words down the bottom that say 'my school isn't listed'. Type ACEN and choose **ACEN Member Collection**.



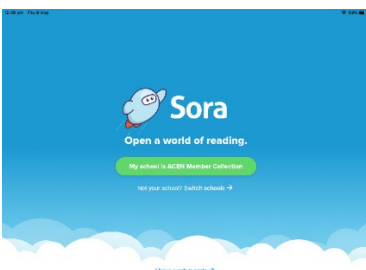
Press on Continue to sign in.



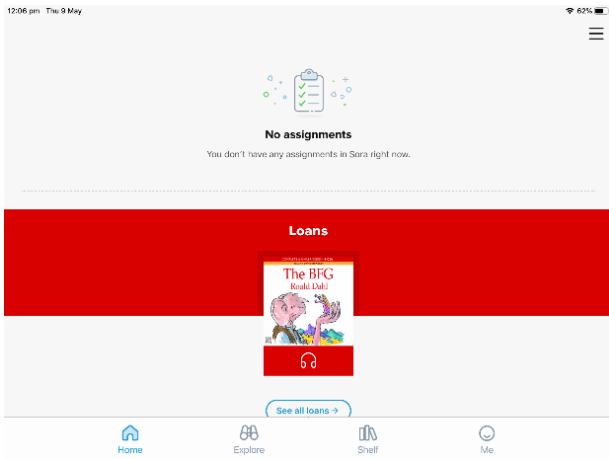
Enter your school username eg. [SmithA3](#) and password and make sure you have Rockhampton as the selected Diocese.



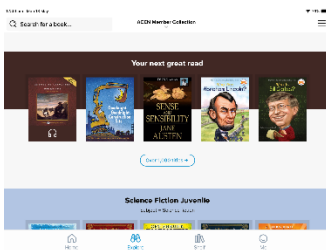
Press the green button that says 'My school is ACEN Member Collection'.



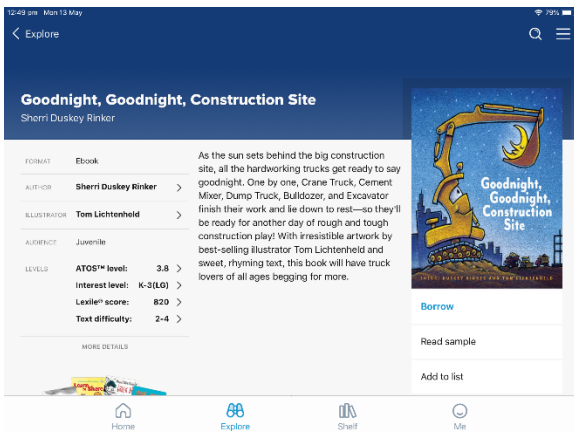
The Sora app will show you any loans you may have.



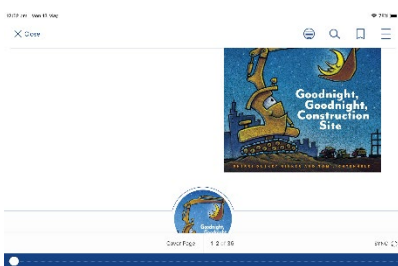
There is a search tool in the top left corner if you are looking for a particular title. Or you can scroll down until you find something you like.




To read a book, simply tap on the title and then on borrow underneath the book cover.



Turn the pages by swiping from right to left.



It's time for trucks to end their fun.
So one by one they'll go to bed
To yawn and rest their sleepy heads,
Then wake up to another day
Of rough-and-tough construction play!



Working hard to help his team,
Crane Truck raises one last beam.



Reaching, stretching, lifting high,
He swings the beam into the sky.
He'll set it down right on its mark,
Then off to bed; it's almost dark.

You can have 2 titles on loan and you can return a book at any time.

Happy reading!